

Children & Young People Overview and Scrutiny Committee

14 February 2023

Post 16 participation in Education, Employment and Training performance report 2022

Recommendation

That the Children & Young People Overview and Scrutiny committee considers and comments upon the latest Department for Education data, showing the proportions of 16-and 17-year-olds in Warwickshire who are in education, employment or training and those that are not in education, employment or training (NEET).

1. Executive Summary

- 1.1 The purpose of this report is to provide the Scrutiny Committee with an overview of the participation of young people in post 16 education and training and those who are not in education, employment and training (NEET) across Warwickshire.
- 1.2 In 2022 the proportion of young people in Warwickshire who were not in education, employment or training (NEET) remained lower (better) than England, the West Midlands and statistical neighbours. Warwickshire (3.4%) remains below (better than) England (4.7%) and the West Midlands (5%).
- 1.3 In 2022 the proportion of young people in Warwickshire participating in education and training remained higher than that of England, the West Midlands and statistical neighbour average. This is an increase (for Warwickshire) of 0.2 percentage points since 2021. This marks a trend in which Warwickshire has been excelling in recent years and the county is now placed amongst the highest performing areas of England, based on comparable local authority areas (size/population etc).
- 1.4 Warwickshire is in the second quintile for combined figures (NEET and Not Known), first quintile for those that are NEET and the third quintile for those that are Not Known. Each quintile represents 1/5 or 20% of the range of values for the indicator. The first quintile represents the lowest 1/5 of values from 0-20% of the range. The best performing with the lowest NEET/highest participation fall into the first quintile, whereas local authorities with the highest NEET/lowest participation fall into the fifth quintile.

2. Background

- 2.1 Local authorities have a critical role to play in supporting young people to access education and training and therefore understanding the characteristics and current activity of the young people in their area.
- 2.2 Local authorities (LA) have statutory duties to encourage, enable and assist young people to participate in education or training:
- To secure sufficient suitable education and training provision for all young people in their area who are over compulsory school age but under 19 or aged 19 to 25 and for whom an Education, Health and Care (EHC) plan is maintained.
 - To make available to all young people aged 13-19 and to those between 20 and 25 with special educational needs and disabilities (SEND), support that will encourage, enable or assist them to participate in education or training.
 - To collect information about young people so that those who are not participating, or are NEET, can be identified and given support to re-engage.
- 2.3 In addition, the Education and Skills Act 2008, placed two Raising participation age (RPA) related duties on local authorities with regard to 16- and 17-year-olds:
- Local authorities must promote the effective participation in education and training of 16- and 17-year-olds in their area with a view to ensuring that those persons fulfil the duty to participate in education or training.
 - Local authorities must make arrangements – i.e., maintain a tracking system - to identify 16- and 17-year-olds who are not participating in education or training.
- 2.4 On a monthly basis local authorities are required to collect and report to the Department for Education (DfE) the following information about a young person's post 16 activity up until the end of the academic year they turn 18 (up to 25 for those with an Education Health and Care Plan).
- basic information about young people in their area (name and address)
 - their needs and characteristics (gender, ethnic group, disability, care leaver)
 - their post 16 plans (intended destination, September Guarantee offers)
 - their current activity and when it was last confirmed (i.e., education, apprenticeship, employment combined with study, training).
- 2.5 Warwickshire County Council commissions 'Prospects' (part of Shaw Trust) to deliver the above functions on its behalf.

Participation in Education, Employment or Training (EET) 2022

- 2.6 The table below shows the proportion of 16- and 17-year-olds meeting the duty to participate in Education, employment or training.

Chart 1: percentage of 16- and 17-year-olds in Warwickshire meeting the duty to participate 2020, 2021, 2022

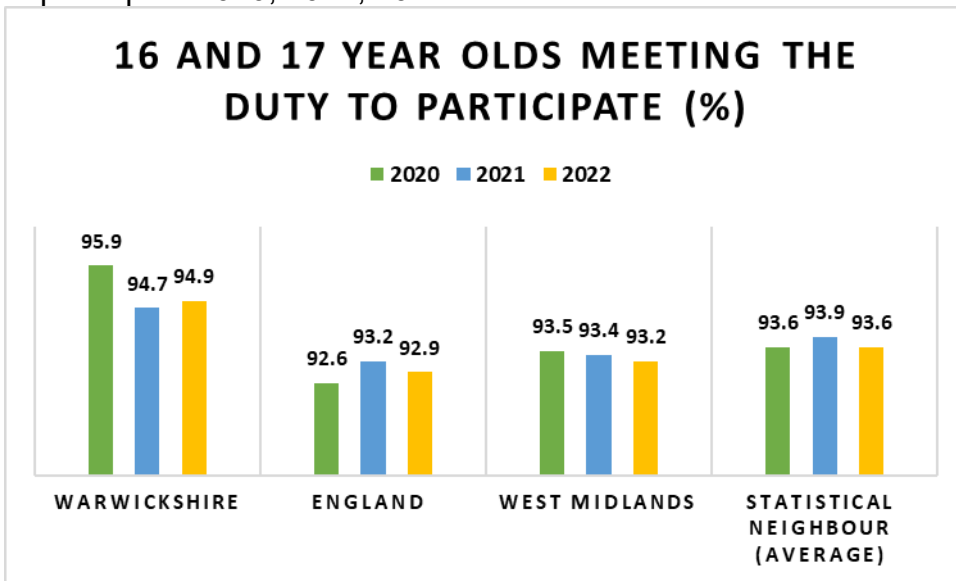


Chart 1: percentage of 16 and 17 year olds meeting the duty to participate 2020, 2021, 2022 bar chart
Source: <https://www.gov.uk/government/publications/neet-and-participation-local-authority-figures>

2.7 Warwickshire’s proportion of young people participating in education and training is higher than that of England, the West Midlands and statistical neighbour average. This is an increase (for Warwickshire) of 0.2 percentage points since 2021. This marks a trend in which Warwickshire has been excelling in recent years and the county is now placed amongst the highest performing areas of England, based on comparable local authority areas (size/population etc).

Chart 2: Participation of 16- and 17-year-olds in Warwickshire by type of activity, 2022

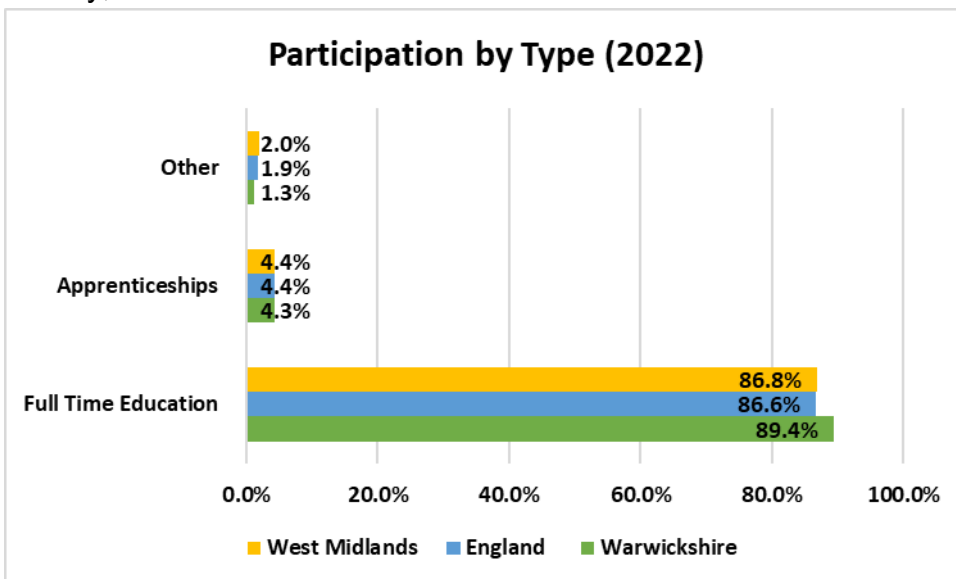


Chart 2: Percentage participation of 16 and 17 year olds in Warwickshire by type of activity, 2022 bar chart
Source: <https://www.gov.uk/government/publications/neet-and-participation-local-authority-figures>. The category “Other” includes part-time education, work-based learning and employment with study towards a regulated qualification

- 2.8 Participation in Warwickshire is comprised of: 89.4% in full time education; 4.3% in an apprenticeship and 1.3% in other post-16 activity (for example, a job with part-time training).
- 2.9 Warwickshire have a higher percentage of 16–17-year-olds recorded as participating in education or training with Education and Health Care Plan compared to England, West Midlands and statistical neighbour average (Warwickshire, 89.7%; England 88.7%; West Midlands, 88.7%; Statistical neighbour, 88.9%).
- 2.10 There has been a slight decrease (-0.1%) in participation in apprenticeships. Local intelligence suggests this is related to the number of apprenticeship vacancies across Warwickshire and nationally. Work is ongoing with key stakeholders, including Coventry and Warwickshire Chamber of Commerce to promote all apprenticeship vacancies.

September Guarantee (2021)

- 2.11 The September Guarantee helps local authorities fulfil their duty to provide education and training to young people and find them a suitable place in post 16 education or training.
- 2.12 The offer should be appropriate to the young person's needs and can include:
- Full-time education in school sixth-forms or colleges;
 - An apprenticeship or traineeship; and
 - Employment combined with part-time education or training.
- 2.13 Warwickshire's percentage of young people offered a place in education or training in 2021 (98.7%) is better than England (95.5%), the West Midlands (96.3%) and statistical neighbour average (95.7%)¹. This is an increase for Warwickshire of 0.4 percentage points when compared to September 2020.

Proportion of Young People Not in Education, Employment or Training (NEET) 2022

- 2.14 The DfE definition of NEET includes 16- and 17-year-olds who have left school and are not engaged in any form of further education, employment or training, it includes those who are actively seeking help via other agencies and those young people whose activity is not known. Activity not known refers to young people who are believed to be resident in the area but whose current post 16 education, employment or training activity is not known, this can be due to the following:
- The young person cannot be contacted (e.g., may have moved out of area or abroad);
 - The young person refuses to disclose; and

¹ <https://www.gov.uk/government/publications/september-guarantee-offers-of-education-or-training-for-16-to-17-year-olds#full-publication-update-history>

- Young people whose activity has not been confirmed within a set time period are also recorded as 'activity not known'.

2.15 The NEET group is made up of young people who are not participating in Education, Employment or Training but who are available to the labour market and also those young people who are not currently available to the labour market (for example because of illness, caring responsibilities, pregnancy or parenting responsibilities). The cohort size is based on residency rather than the place of education or training.

2.16 The DfE published NEET figure is an average of the number of young people who are NEET at the end of December, January and February. Three-month averages are less prone to statistical blips and provide a more robust assessment of year-on-year performance.

Table 1: The proportion of 16- & 17-year-olds in Warwickshire who are NEET, Not Known and the combined figure over the last 3 years (note smaller is better).

Annual NEET or Not Known rates (3-month average Dec, Jan, Feb)	2020 (% 16–17-year-olds)			2021 (% 16–17-year-olds)			2022 (% 16–17-year-olds)		
	Combined figure	NEET	Not Known	Combined figure	NEET	Not Known	Combined figure	NEET	Not Known
Warwickshire	3.4	1.9	1.5	3.8	2.0	1.8	3.4	1.7	1.7
England	5.5	2.7	2.8	5.5	2.8	2.7	4.7	2.6	2.2
Statistical Neighbours	5.5	2.5	2.0	4.5	2.7	1.8	3.8	2.3	1.5
West Midlands	5.3	2.3	3.0	5.7	2.6	3.1	5.0	2.2	2.7

Table 1: proportion of 16 and 17 year olds in Warwickshire who are NEET, Not known and the combined figure over the last 3 years

Source: <https://www.gov.uk/government/publications/neet-and-participation-local-authority-figures> (please note - this source does not publish statistical neighbour average; this is calculated manually using published figures)

2.17 Warwickshire (3.4%) remains below (better than) England (4.7%), the West Midlands (5%) and statistical neighbours (3.8%).

District Level Data

Table 2: The proportion and number of young people who were NEET by district in Warwickshire, based on 3-month average figures; Dec 2021, Jan 2022, Feb 2022.

District Level Data (Based on 3-month average figures Dec21, Jan 22, Feb 22)	16- and 17-year-olds who are in Education, Employment or Training (EET)	16- and 17-year-olds who are NEET (numbers of young people)	16- and 17-year-olds who are Not Known (numbers of young people)	Full Cohort Total	Combined NEET & Not Known %
North Warwickshire	96.0%	1.5% (21)	2.5% (34)	1369	4.0%
Nuneaton & Bedworth	95.2%	2.1% (62)	2.6% (76)	2876	4.8%
Rugby	96.8%	2.0% (46)	1.2% (29)	2340	3.2%
Stratford-on-Avon	97.8%	1.3% (32)	1.0% (24)	2520	2.2%
Warwick	97.5%	1.2% (32)	1.3% (35)	2682	2.5%
Warwickshire Total	96.7%	1.6% (191)	1.7% (197)	11786	3.3%

Table 2: proportion and number of young people who were NEET by district in Warwickshire, based on 3 month average figures; December 2021, January 2022 and February 2022

Source: CCIS. Please note that the overall (County) figures are the national reportable figures, when the data is split into districts the rounding of the percentages can make the overall figures differ. The district figures should only be used to report at district level, due to this rounding affect. It can also affect different years in different ways so it may be the same or 0.1% higher or lower than the real (county) figure.

- 2.18 Stratford-on-Avon has the lowest proportion of young people that are NEET and Nuneaton and Bedworth has the highest proportion of young people that are NEET.

Gender

Table 3: The proportion of 16-, 16-17- and 17-year-olds in Warwickshire who are combined NEET/Not known by gender.

NEET/Not known proportion for 16, 16-17, 17 figures by gender (2022)	16-year-old		17-year-old		16-17-year-old	
	Female	Male	Female	Male	Female	Male
Warwickshire	2.0%	2.5%	2.9%	4.7%	2.6%	3.9%
England	2.8%	3.5%	5.5%	7.1%	4.1%	5.3%
West Midlands	3.1%	3.1%	5.8%	8.4%	4.5%	6.2%

Table 3: NEET/Not Known proportion for 16, 16-17 and 17 year olds by gender (2022)

Source: <https://www.gov.uk/government/publications/neet-and-participation-local-authority-figures>

Vulnerable Groups

- 2.19 The DfE definition of a young person in a vulnerable group is if they have any of the following characteristics: Looked after/In care (referred to as Children in Care CiC in Warwickshire); Refugee/Asylum seeker; Carer-not own child; Disclosed substance misuse; Care leaver; Supervised by Youth Offending Team (YOT); Parent-not caring for own child; Alternative provision; Mental health.

Chart 3: The proportion of combined NEET/not known 16–17-year-olds in Warwickshire, that are defined as being in a vulnerable group, with SEN support or an EHCP.

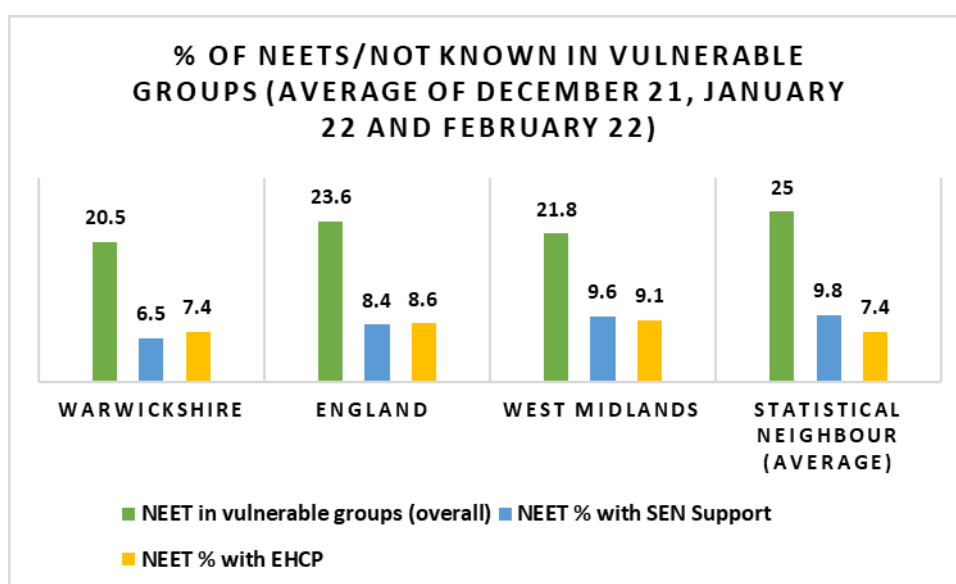


Chart 3: Percentage of NEETs/Not Known in vulnerable groups (average of December 21, January 22 and February 22) bar chart

Source: <https://www.gov.uk/government/publications/neet-and-participation-local-authority-figures> (please note - this source does not publish statistical neighbour average; this is calculated manually using published figures)

- 2.20 Warwickshire have a lower proportion of young people within a vulnerable group that are NEET/Not known compared to England and the West Midlands and of statistical neighbour average (Warwickshire 20.5%, West Midlands 21.8%, England 23.6%; Statistical Neighbours 25%).
- 2.21 Warwickshire have a lower proportion of young people with SEN support that are NEET/not known compared to England and the West Midlands and of statistical neighbour average (Warwickshire 6.5%, West Midlands 9.6%, England 8.4%; Statistical Neighbours 9.8%).
- 2.22 Warwickshire have a lower proportion of young people with EHCP's that are NEET/not known compared to England and the West Midlands and have the same proportion as that of statistical neighbour average (Warwickshire 7.4%, West Midlands 9.1%, England 8.6%; Statistical Neighbours 7.4%).
- 2.23 The DfE do not publish a breakdown of all of the vulnerable groups data. Data gathered when writing this report included categories with less than 5 young

people in them. WCC will continue to work with Prospects (part of Shaw Trust) to understand why some groups are underrepresented in the data.

Table 4: The proportion of 16-, 16-17- and 17-year-olds in Warwickshire who are combined NEET/Not known in a looked after/In care category (referred to in Warwickshire as Children in Care; CiC).

Data (Based on 3-month average figures Dec21, Jan 22, Feb 22)	16- and 17-year-olds who are in Education, Employment or Training (EET)	16- and 17-year-olds who are NEET (numbers of young people)	16- and 17-year-olds who are Not Known (numbers of young people)	Full Cohort Total	Combined NEET & Not Known %
Children in Care (CiC)	81.6%	16.5% (52)	1.9% (6)	316	18.4%

Table 4: proportion of 16, 16-17 and 17 year olds in Warwickshire who are combined NEET/Not known in a looked after/in care category (referred to in Warwickshire as Children in Care; CiC)

Source: The DfE do not publish a breakdown of vulnerable group categories at Local Authority (LA) level. As such there is no comparative data sets. The data has been provided by Prospects (part of Shaw Trust). The data includes those that are looked after to WCC and living in Warwickshire. It also includes young people that are in care to other authorities and are living in Warwickshire.

Strategies to Increase the Effective Participation in Education and Training

- 2.24 Across Warwickshire there are targeted careers information and advice services delivered out of ten outreach locations.
- 2.25 Young people in years 12, 13 and 14 (up to 25 with an Education Health and Care Plan, EHCP) who are not engaged in provision at any time are referred to a dedicated NEET advisor.
- 2.26 Warwickshire's NEETs Planning & Co-ordination Group meets six times a year. Group membership is formed of key stakeholders working with young people who are NEET or at risk of NEET (WCC officers, Department for Work & Pensions, Coventry & Warwickshire Local Enterprise Partnership, European Social Fund providers, training providers, Princes Trust, National Careers Service, and Prospects etc). The key objective of this group is to work collaboratively in identifying any gaps in provision, co-ordinate activity to maximise impact and minimise potential duplication. The impact of this has included timely referrals to NEETs providers, meaning that young people are supported from the earliest point when becoming NEET and provides a greater understanding of what support is available throughout Warwickshire.
- 2.27 WCC meets on a half termly basis with the principals of the three FE colleges and one sixth form college located in the county (North Warwickshire & South Leicestershire College, King Edward VI college; Warwickshire College Group; Stratford Upon Avon College (part of Solihull University & College Centre). These meetings allow for discussion on the changing landscape of Post 16

education and encourages collaborative planning of support for these changes.

- 2.28 WCC host half-termly Careers Leader (for careers staff working in secondary, secondary special schools and colleges) meetings. Activities include sharing careers guidance, peer to peer best practice, discussing newly emerging needs and inviting guest speakers (including; Fire and Rescue, WASPs training programme, Supported Internships, T-Levels). The careers leader meetings continue to evolve, with a range of activities such as Careers Leader Training, funding to achieve the Careers Quality Standard, the investment in barrier breaking technology, employer careers events and more recently provided an emergency COVID fund to support Careers leaders taking their offer onto digital platforms to allow their programmes to be remotely accessible and engaging.
- 2.29 The Virtual School work very closely with social workers for those young people that are in care. The Virtual school meet on at least a monthly basis to discuss the young people that are NEET. The virtual school ensure that referrals are made to Prospects for information, advice and guidance and that they are made aware of any new to care that are NEET. The virtual school have purchased attendance monitoring software for those that are Post 16. This will allow the team to identify earlier those that start to disengage from education and ensure there is support in place to maintain their placements. Where a young person is NEET, the virtual school will lead on termly Personal Education Plan (PEP) reviews, ensuring there is a clear plan of support in place, with the focus on re-engaging them with EET. The virtual school are working with local Further Education (FE) colleges to deliver training to staff to promote understanding of the barriers typically faced by Children in Care (CiC)/Care leavers, with the aim of improving retention.
- 2.30 For young people leaving care Post 18, Children & Families Social Care have a dedicated team which includes 3 careers and guidance officers working with care experienced young people (if the young person has an EHCP then they can continue to be supported by Prospects).
- 2.31 WCC continue to work closely with partners improving the existing services that are available to young people, aligning the support and provision alongside the local labour market needs and identifying new opportunities for the future.

3. Financial Implications

None

4. Environmental Implications

None

5. Supporting Information

<https://www.gov.uk/government/publications/neet-and-participation-local-authority-figures>

Appendices

Appendix 1 – Glossary of terms

	Name	Contact Information
Report Author	Stephanie Hodgson	stephaniehodgson@warwickshire.gov.uk
Assistant Director	Chris Baird	Chrisbaird@warwickshire.gov.uk
Strategic Director	Strategic Director for People	Nigelminns@warwickshire.gov.uk
Portfolio Holder	Portfolio Holder for Children, Families & Education	Kamkaur@warwickshire.gov.uk

The report was circulated to the following members prior to publication:

Local Member(s):

Other members:

Appendix 1: Glossary of terms

CCIS	Client Caseload Information System
CiC	Children in Care
DFE	Department for Education

Education Health & Care Plan (EHCP)	A plan for children/young people who have identified special education needs and/or disabilities
EET	Education, Employment or training
JCP	Job Centre Plus
NCCIS	National Client Caseload Information System
NCS	National Careers Service
NEET	Not in education, employment or training
Quintile	<p>When the values for an indicator are divided into five equal groups, each grouping is known as a quintile. Each quintile represents 1/5 or 20% of the range of values for the indicator. The first quintile represents the lowest 1/5 of values from 0-20% of the range. Each quintile will contain approximately the same number of local authorities.</p> <p>Each area's performance is compared with that of other local authorities in England. The best performing with the lowest NEET/highest participation fall into the green quintile (the first quintile), whereas local authorities with the highest NEET/lowest participation fall into the red quintile (the fifth quintile). Comparisons between local authorities are made using data that has not been rounded.</p> <p>The average England percentage may not necessarily fall in the middle of quintile 3 because the average is calculated by averaging all the values; for example if some of the values are particularly large compared with the other values, the average will be larger than the middle ranked LA and may fall outside the middle quintile.</p> <p>The purpose of the quintiles is to compare the relative position of local authority NEET/Not known rates to other local authorities, rather than to make any judgement on national or regional rates</p>
SEND	Special Educational Needs and Disabilities
September Guarantee	<p>The September Guarantee helps local authorities fulfil their duty to provide education and training to young people and find them a suitable place. It also helps them to work with their partners, particularly schools and colleges, and to agree how the process will work in their area.</p> <p>The offer should be appropriate to the young person's needs and can include:</p> <ul style="list-style-type: none"> full-time education in school sixth-forms or colleges an apprenticeship or traineeship employment combined with part-time education or training

Vulnerable Group	A young person is said to be in a vulnerable group if they have any of the following characteristics <ul style="list-style-type: none">• Looked after/In care• Refugee/Asylum seeker• Carer-not own child• Disclosed substance misuse• Care leaver• Supervised by YOT (Youth Offending Team)• Parent-not caring for own child• Alternative provision• Mental health flag
WCC	Warwickshire County Council